

## 12 maands exploitatiebegroting

Speedbooks Demo B.V.  
Heerenveen

	budget jul-21	budget aug-21	budget sep-21	budget okt-21	budget nov-21	budget dec-21	budget jan-22	budget feb-22	budget mrt-22	budget apr-22	budget mei-22	budget jun-22
<b>Exploitatie</b>												
Omzet hoog	71.232	42.739	170.958	113.972	113.972	170.957	87.188	101.719	145.314	130.784	145.314	145.314
Omzet laag	42.089	53.344	58.061	38.707	38.707	48.384	29.611	34.546	98.703	44.417	49.352	49.352
<b>Omzet</b>	<b>113.321</b>	<b>96.083</b>	<b>229.019</b>	<b>152.679</b>	<b>152.679</b>	<b>219.341</b>	<b>116.799</b>	<b>136.265</b>	<b>244.017</b>	<b>175.201</b>	<b>194.666</b>	<b>194.666</b>
Kostprijs van de omzet	-77.250	-77.250	-119.966	-105.728	-105.727	-112.847	-96.636	-100.124	-145.475	-107.102	-110.589	-110.590
<b>Brutomarge</b>	<b>36.071</b>	<b>18.833</b>	<b>109.053</b>	<b>46.951</b>	<b>46.952</b>	<b>106.494</b>	<b>20.163</b>	<b>36.141</b>	<b>98.542</b>	<b>68.099</b>	<b>84.077</b>	<b>84.076</b>
Overige opbrengsten	0	0	0	0	0	0	0	0	0	0	0	0
<b>Totaal opbrengsten</b>	<b>36.071</b>	<b>18.833</b>	<b>109.053</b>	<b>46.951</b>	<b>46.952</b>	<b>106.494</b>	<b>20.163</b>	<b>36.141</b>	<b>98.542</b>	<b>68.099</b>	<b>84.077</b>	<b>84.076</b>
Lonen en salarissen	15.531	15.532	15.532	20.780	20.780	20.780	16.773	16.775	16.775	16.773	16.773	16.775
Sociale lasten	1.608	1.607	1.608	2.121	2.121	2.121	1.688	1.688	1.688	1.688	1.688	1.687
Pensioenen	12.212	12.212	12.212	16.493	16.493	16.493	12.212	12.212	12.212	12.212	12.212	12.212
Overige personeelskosten	1.839	1.296	4.844	9.192	3.522	4.792	2.663	8.679	5.039	3.754	4.117	4.117
Afschrijvingen	2.023	2.022	2.023	2.022	2.023	3.722	2.063	2.063	2.063	2.063	2.064	2.063
Huisvesting	1.960	1.960	1.960	1.960	1.960	1.960	1.999	2.000	1.999	1.999	1.999	2.000
Autokosten	818	820	819	819	818	819	844	843	844	843	843	843
Kantoorkosten	248	247	248	247	248	247	258	257	257	257	258	257
Verkoopkosten	825	495	62.148	1.320	1.320	1.980	931	1.085	22.076	1.396	1.551	1.551
Algemene kosten	598	598	5.794	598	3.818	598	2.077	628	628	628	6.907	627
<b>Totaal kosten</b>	<b>37.662</b>	<b>36.789</b>	<b>107.188</b>	<b>55.552</b>	<b>53.103</b>	<b>53.512</b>	<b>41.508</b>	<b>46.230</b>	<b>63.581</b>	<b>41.613</b>	<b>48.412</b>	<b>42.132</b>
<b>Bedrijfsresultaat</b>	<b>-1.591</b>	<b>-17.956</b>	<b>1.865</b>	<b>-8.601</b>	<b>-6.151</b>	<b>52.982</b>	<b>-21.345</b>	<b>-10.089</b>	<b>34.961</b>	<b>26.486</b>	<b>35.665</b>	<b>41.944</b>
Financiële baten & lasten	-284	-278	-421	-757	-561	-615	-321	-355	-524	-475	-298	-292
<b>Resultaat voor belastingen</b>	<b>-1.875</b>	<b>-18.234</b>	<b>1.444</b>	<b>-9.358</b>	<b>-6.712</b>	<b>52.367</b>	<b>-21.666</b>	<b>-10.444</b>	<b>34.437</b>	<b>26.011</b>	<b>35.367</b>	<b>41.652</b>
Belastingen resultaat	0	0	0	0	0	0	0	0	0	0	0	0
Resultaat van ondernemingen w	0	0	0	0	0	0	0	0	0	0	0	0
<b>Netto resultaat</b>	<b>-1.875</b>	<b>-18.234</b>	<b>1.444</b>	<b>-9.358</b>	<b>-6.712</b>	<b>52.367</b>	<b>-21.666</b>	<b>-10.444</b>	<b>34.437</b>	<b>26.011</b>	<b>35.367</b>	<b>41.652</b>

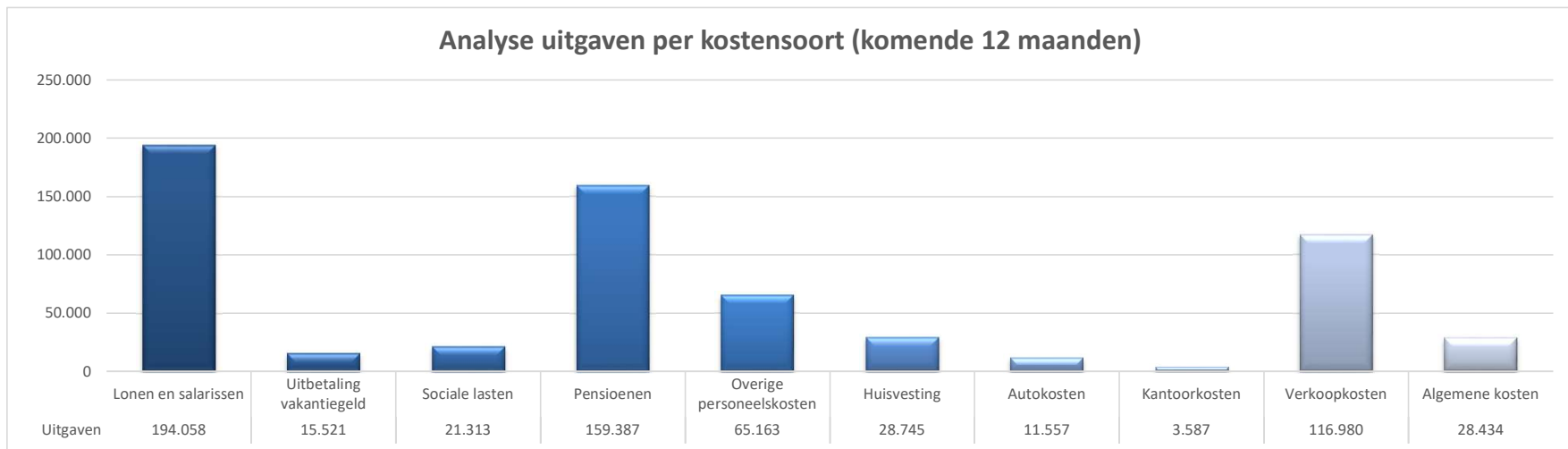
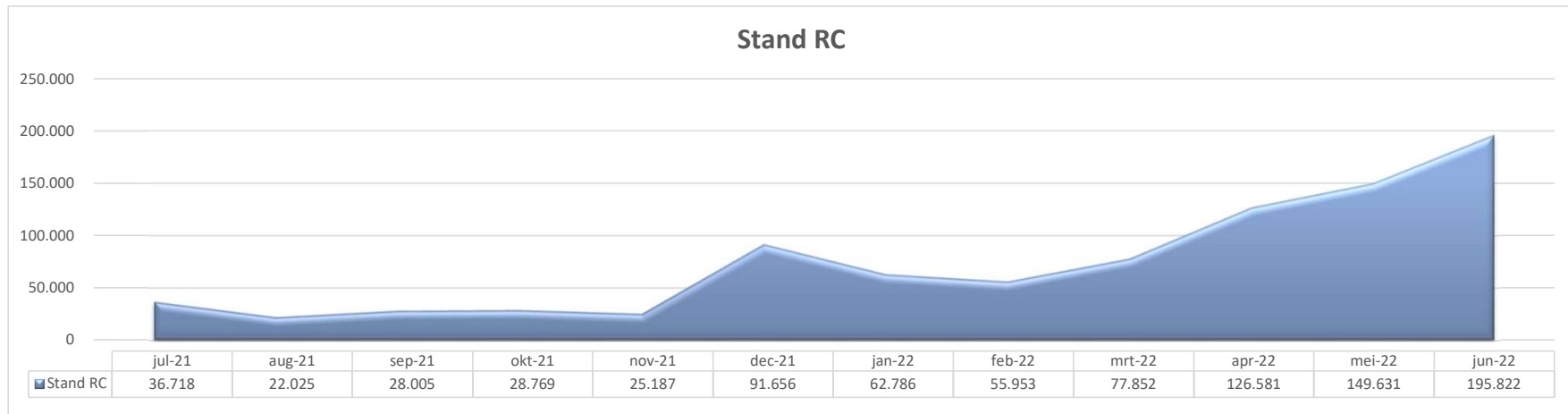
## 12 maands liquiditeitsbegroting

Speedbooks Demo B.V.  
Heerenveen

	jul-21	aug-21	sep-21	okt-21	nov-21	dec-21	jan-22	feb-22	mrt-22	apr-22	mei-22	jun-22	totaal
<b>Beginsaldo rekening courant</b>	<b>24.090</b>	<b>36.718</b>	<b>22.025</b>	<b>28.005</b>	<b>28.769</b>	<b>25.187</b>	<b>91.656</b>	<b>62.786</b>	<b>55.953</b>	<b>77.852</b>	<b>126.581</b>	<b>149.631</b>	<b>24.090</b>
<b>Ontvangsten</b>													
Omzet hoog	86.191	51.714	206.859	137.906	137.906	206.858	105.497	123.080	175.830	158.249	175.830	175.830	1.741.750
Omzet laag	34.408	55.078	62.001	47.465	42.191	50.102	37.392	36.310	90.103	63.207	52.449	53.794	624.499
Rente baten rekening courant	10	15	9	12	12	10	38	26	23	32	53	62	304
Debiteuren	56.410	56.410	0	0	0	0	0	0	0	0	0	0	112.820
<b>Totaal ontvangsten</b>	<b>177.019</b>	<b>163.217</b>	<b>268.869</b>	<b>185.382</b>	<b>180.109</b>	<b>256.970</b>	<b>142.927</b>	<b>159.417</b>	<b>265.957</b>	<b>221.489</b>	<b>228.332</b>	<b>229.686</b>	<b>2.479.373</b>
<b>Uitgaven</b>													
Kostprijs van de omzet	93.473	93.473	145.159	127.931	127.930	136.545	116.930	121.150	176.025	129.593	133.813	133.814	1.535.834
Lonen en salarissen	14.381	14.381	14.382	19.241	19.241	19.241	15.531	15.533	15.532	15.531	15.531	15.533	194.058
Uitbetaling vakantiegeld	0	0	0	0	0	0	0	0	0	0	15.521	0	15.521
Sociale lasten	1.608	1.607	1.608	2.121	2.121	2.121	1.688	1.688	1.688	1.688	1.688	1.687	21.313
Pensioenen	12.212	12.212	12.212	16.493	16.493	16.493	12.212	12.212	12.212	12.212	12.212	12.212	159.387
Overige personeelskosten	2.225	1.568	5.861	11.122	4.262	5.798	3.222	10.502	6.097	4.542	4.982	4.982	65.163
Huisvesting	2.372	2.372	2.372	2.372	2.372	2.372	2.419	2.420	2.419	2.419	2.419	2.420	28.745
Autokosten	495	991	992	991	990	990	1.006	1.021	1.021	1.021	1.020	1.020	11.557
Kantoorkosten	225	299	300	299	300	299	309	311	311	311	312	311	3.587
Verkoopkosten	998	599	75.199	1.597	1.597	2.396	1.127	1.313	26.712	1.689	1.877	1.877	116.980
Algemene kosten	724	724	7.011	724	4.620	724	2.513	760	760	760	8.357	759	28.434
<b>Totaal bedrijfskosten</b>	<b>128.712</b>	<b>128.225</b>	<b>265.095</b>	<b>182.891</b>	<b>179.925</b>	<b>186.979</b>	<b>156.956</b>	<b>166.909</b>	<b>242.776</b>	<b>169.766</b>	<b>197.731</b>	<b>174.614</b>	<b>2.180.580</b>
<b>Totaal omzetbelasting per saldo</b>	<b>0</b>	<b>1.204</b>	<b>-3.584</b>	<b>13</b>	<b>2.246</b>	<b>2.761</b>	<b>14.375</b>	<b>-1.161</b>	<b>611</b>	<b>2.372</b>	<b>7.107</b>	<b>8.442</b>	<b>34.386</b>
Rente bestaande leningen	146	146	146	146	146	146	146	146	146	146	146	146	1.755
Overige financiële baten en lasten	284	278	421	757	561	615	321	355	524	475	298	292	5.181
Schulden aan leveranciers en handelskredieten	29.250	29.250	0	0	0	0	0	0	0	0	0	0	58.500
Belastingen en premies sociale verzekeringen te betalen	5.999	17.996	0	0	0	0	0	0	0	0	0	0	23.994
Overige schulden	0	812	812	812	812	0	0	0	0	0	0	0	3.246
<b>Totaal uitgaven</b>	<b>164.391</b>	<b>177.910</b>	<b>262.890</b>	<b>184.619</b>	<b>183.690</b>	<b>190.501</b>	<b>171.798</b>	<b>166.249</b>	<b>244.057</b>	<b>172.760</b>	<b>205.282</b>	<b>183.495</b>	<b>2.307.641</b>
<b>Beginsaldo rekening courant</b>	<b>24.090</b>	<b>36.718</b>	<b>22.025</b>	<b>28.005</b>	<b>28.769</b>	<b>25.187</b>	<b>91.656</b>	<b>62.786</b>	<b>55.953</b>	<b>77.852</b>	<b>126.581</b>	<b>149.631</b>	<b>24.090</b>
<b>Saldo ontvangsten / uitgaven</b>	<b>12.628</b>	<b>-14.692</b>	<b>5.980</b>	<b>764</b>	<b>-3.581</b>	<b>66.469</b>	<b>-28.871</b>	<b>-6.833</b>	<b>21.900</b>	<b>48.729</b>	<b>23.050</b>	<b>46.191</b>	<b>171.732</b>
<b>Eindsaldo rekening courant</b>	<b>36.718</b>	<b>22.025</b>	<b>28.005</b>	<b>28.769</b>	<b>25.187</b>	<b>91.656</b>	<b>62.786</b>	<b>55.953</b>	<b>77.852</b>	<b>126.581</b>	<b>149.631</b>	<b>195.822</b>	<b>195.822</b>
Kredietlimiet	-10.000	-10.000	-10.000	-10.000	-10.000	-10.000	-10.000	-10.000	-10.000	-10.000	-10.000	-10.000	
Kredietruimte	46.718	32.025	38.005	38.769	35.187	101.656	72.786	65.953	87.852	136.581	159.631	205.822	

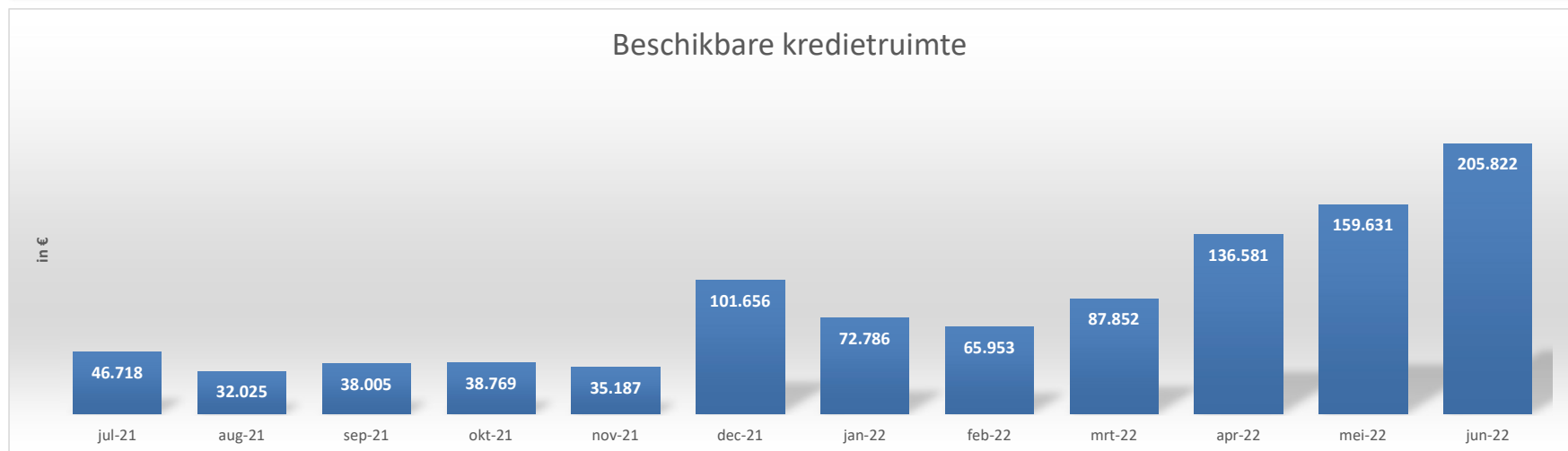
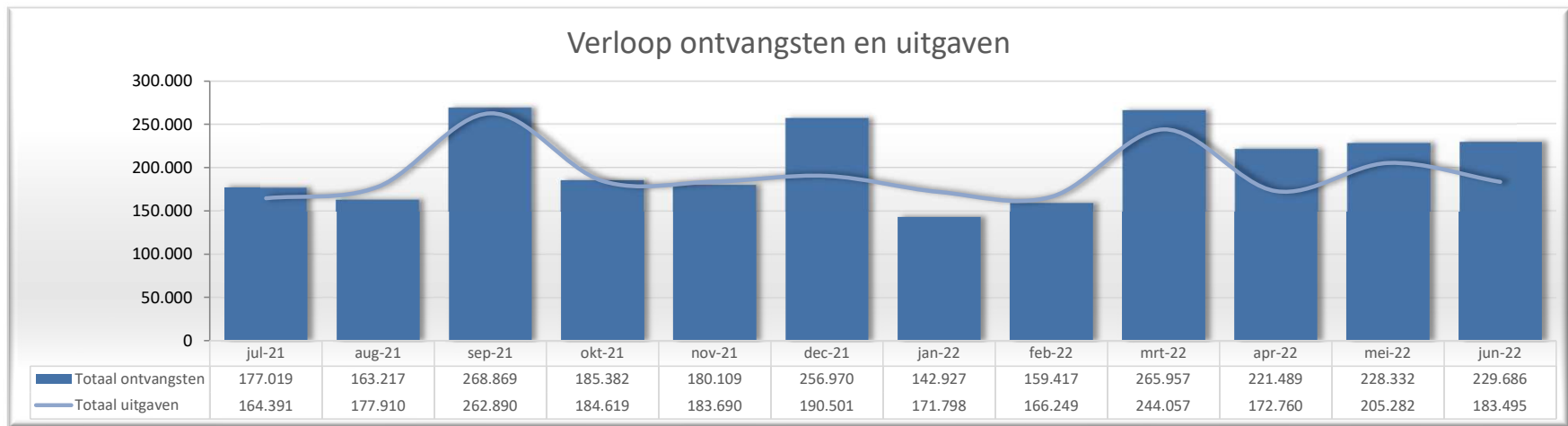
## grafische overzichten liquiditeitsbegroting

Speedbooks Demo B.V.  
Heerenveen



## grafische overzichten liquiditeitsbegroting

Speedbooks Demo B.V.  
Heerenveen



## grafische overzichten liquiditeitsbegroting

Speedbooks Demo B.V.  
Heerenveen

